


Color Selector



Metal Roof & Wall Panels



Quality...

Service...

Performance...


**STANDARD
COLORS**



REGAL WHITE



BONE WHITE



SURREY BEIGE



SANDSTONE



ALMOND



BUCKSKIN



ASH GRAY



SLATE GRAY



CHARCOAL



MATTE BLACK



MEDIUM BRONZE



DARK BRONZE



PATINA GREEN



EVERGREEN



MANSARD BROWN




COLONIAL RED



ROMAN BLUE




PATRICIAN BRONZE



TERRA COTTA

ALL COLORS ARE ENERGY STAR COMPLIANT





Architectural Colors

DEEP-TONE PREMIUM COLORS ADDITIONAL COST WILL APPLY.



REGAL BLUE



BRITE RED



HARTFORD GREEN



BRANDYWINE

*Colors are representative of colors offered and are not intended for matching purposes. Before placing an order, please request an actual color sample from Custom Components.

COLOR	*INVENTORY				
	Sunnyvale	Clinton	Peachtree	Adelanto	Houston
Almond		✓			
Ash Gray	✓	✓	✓	✓	✓
Bone White	✓		✓		✓
Brandywine	✓	✓	✓		✓
Brite Red	✓	✓	✓	✓	✓
Buckskin					✓
Champagne Metallic					✓
Charcoal	✓	✓	✓	✓	✓
Colonial Red	✓	✓	✓	✓	✓
Copper Penny Metallic	✓		✓	✓	✓
Dark Bronze	✓	✓	✓	✓	✓
Evergreen	✓	✓	✓	✓	✓
Hartford Green	✓		✓	✓	✓
Leadcoat					✓
Mansard Brown	✓		✓	✓	✓
Matte Black	✓	✓	✓	✓	✓
Medium Bronze	✓	✓	✓	✓	✓
Patina Green	✓	✓	✓	✓	✓
Patrician Bronze	✓	✓	✓	✓	✓
Preweathered Galvalume					✓
Regal Blue	✓	✓	✓	✓	✓
Regal White	✓	✓	✓	✓	✓
Roman Blue	✓	✓	✓	✓	✓
Sandstone	✓	✓	✓	✓	✓
Silver Metallic		✓	✓		
Slate Gray	✓	✓	✓	✓	✓
Surrey Beige	✓	✓	✓	✓	✓
Terra Cotta					✓
Texas Silver Metallic	✓				✓

*Inventory shown is 24 gauge Galvalume Master Coil. Other gauges and substrates are available and inventory varies by location. Please inquire for specific inventory availability and freight rates.

METALLIC COLORS ADDITIONAL COST WILL APPLY.



PREWEATHERED GALVALUME



LEADCOAT



SILVER METALLIC



COPPER PENNY METALLIC



TEXAS SILVER METALLIC



CHAMPAGNE METALLIC



ALL COLORS ARE ENERGY STAR COMPLIANT



Architectural Colors

Paint Specifications

COLOR	REFLECTANCE	EMISSIVITY	SRI
ALMOND	0.60	0.84	70
ASH GRAY	0.39	0.84	41
BONE WHITE	0.71	0.85	86
BRANDYWINE	0.26	0.85	24
BRITE RED	0.42	0.84	45
BUCKSKIN	0.38	0.86	41
CHAMPAGNE METALLIC	0.38	0.80	38
CHARCOAL	0.32	0.85	32
COLONIAL RED	0.33	0.85	34
COPPER PENNY	0.49	0.85	55
DARK BRONZE	0.26	0.84	24
EVERGREEN	0.26	0.84	24
*GALVALUME PLUS	0.69	0.25	65
HARTFORD GREEN	0.25	0.85	23
LEADCOAT	0.37	0.82	38
MANSARD BROWN	0.30	0.85	30
MATTE BLACK	0.27	0.86	26
MEDIUM BRONZE	0.30	0.87	31
PATINA GREEN	0.46	0.85	51
PATRICIAN BRONZE	0.27	0.86	26
PREWEATHERED GALVALUME	0.30	0.79	27
REGAL BLUE	0.26	0.85	24
REGAL WHITE	0.68	0.86	82
ROMAN BLUE	0.26	0.85	24
SANDSTONE	0.54	0.86	63
SILVER METALLIC	0.57	0.78	64
SLATE GRAY	0.43	0.85	47
SURREY BEIGE	0.40	0.86	43
TERRA COTTA	0.35	0.85	36
TEXAS SILVER METALLIC	0.58	0.78	66

*Bare Acrylic Coated Galvalume

Notes:

- Solar Reflectance is a measure of the amount of solar energy that is immediately reflected from the surface.
- Solar Emissivity is the ability of a material to emit the residual heat back into the surrounding atmosphere.
- The Solar Reflectance Index (SRI) is a measure of the roof's ability to reject solar heat, considering reflectance, emissivity and convection across the surface.

General Notes:

- Inventory and color offering can change without notice.
- Other widths and gauges are available on some items.
- Galvalume[®] is standard substrate. G90 is available upon request.
- Custom Components features a Kynar 500[®] coating on all products.

Ph: 608.758.2736
 Fax: 608.758.9685
www.customcompbldg.com



CUSTOM
 COMPONENTS &
 BUILDINGS, INC.

4245 Cascade Dr.
 Janesville, WI 53546